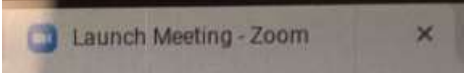


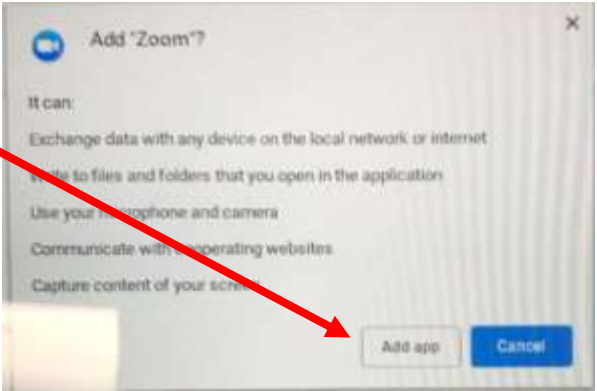


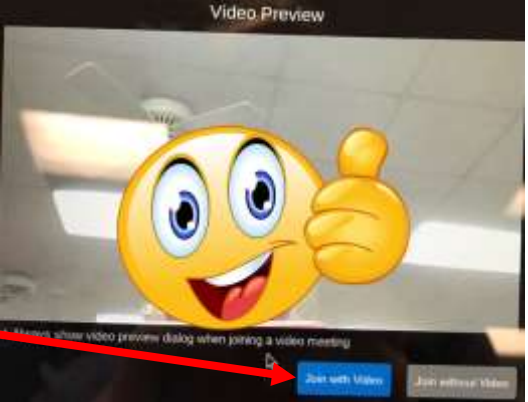


## Zoom on a Chromebook

### Parent and Student Guide to Configuring the Zoom App on a Chromebook

The first time you access a ZOOM Link, you may be asked to install the Zoom App. Below are instructions for doing that.

|   |  |
|---|--|
| <p>When you first click your teacher's ZOOM link, a tab will open in your Chrome Browser that looks similar to this →</p>   |    |
| <p>You will need to click "Install from Chrome Web Store"</p>   |    |
| <p>Then, click  and Add App</p> <p>Then you will see Join a meeting</p>  |   |
| <p>Then, click </p> <p>You will see a video preview of yourself.</p> <p>Then, click </p> <p>If your teacher has set up a "waiting room", you might see this message:<br/>"Please wait, the meeting host will let you in soon"</p> |  |